

Format of Holding of Specified securities

1. Name of Listed Entity: MAHINDRA LIFESPACE DEVELOPERS LTD
2. Scrip Code/Name of Scrip/Class of Security: 532313, MAHLIFE, EQUITY SHARES
3. Share Holding Pattern Filed under: Reg. 31(1)(a)/Reg.31(1)(b)/Reg.31(1)(c)
 - a. if under 31(1)(b) then indicate the report for quarter ending 30/06/2016
 - b. if under 31(1)(c) then indicate date of allotment/extinguishment
4. Declaration : The Listed entity is required to submit the following declaration to the extent of submission of information:

	Particulars	YES*	NO*
a	Whether the Listed Entity has issued any partly paid up shares		
b	Whether the Listed Entity has issued any Convertible Securities or Warrants?		
c	Whether the Listed Entity has any shares against which depository receipts are issued?		
d	Whether the Listed Entity has any shares in locked-in?		
e	Whether any shares held by promoters are pledge or otherwise encumbered?		

*if the Listed Entity selects the option 'NO' for the questions above, the columns for the partly paid up shares, Outstanding Convertible Securities/Warrants, depository receipts, locked-in shares, No of shares pledged or otherwise encumbered by promoters, as applicable, shall not be displayed at the time of dissemination on the Stock Exchange website. Also wherever there is 'No' declared by Listed entity in above table the values will be considered as 'Zero' by default on submission of the format of holding of specified securities.

5. The tabular format for disclosure of holding of specified securities is as follows:





Table I - Summary Statement holding of specified securities

Category	Category of Shareholder	No of Shareholders	No of fully paid up equity shares held	No of Partly paid-up equity shares held	No of Shares Underlying Depository Receipts	Total No of Shares Held (VII) = (IV)+(V)+(VI)	Shareholding as a % of total no of shares (As a % of (A+B+C2))	Number of Voting Rights held in each class of securities			No of Shares Underlying Outstanding convertible securities (Including Warrants)	Shareholding as a % assuming full conversion of convertible Securities (as a percentage of diluted share capital)	Number of Locked in Shares		Number of Shares pledged or otherwise encumbered		Number of equity shares held in dematerialized form	
								No of Voting Rights					Total as a % of (A+B+C)	No.	As a % of total Shares held	No.		As a % of total Shares held
								Class X	Class Y	Total								
(I)	(II)	(III)	(IV)	(V)	(VI)	(VII)	(VIII)	(IX)			(X)	(XI)	(XII)		(XIII)	(XIV)		
(A)	Promoter & Promoter Group	1	20846126	0	0	20846126	50.86	20846126	0	20846126	50.80	0	50.86	0	0.00	0	0.00	20846126
(B)	Public	63212	20142854	0	0	20142854	49.14	20142854	0	20142854	49.09	0	49.14	0	0.00	NA	NA	19556531
(C)	Non Promoter-Non Public																	
(C1)	Shares underlying DRs	2	44770	0	0	44770	NA	44770	0	44770	0.11	0	NA	0	0.00	NA	NA	44540
(C2)	Shares held by Employees Trusts	0	0	0	0	0	0.00	0	0	0	0.00	0	0.00	0	0.00	NA	NA	0
	Total:	63215	41033750	0	0	41033750	100.00	41033750	0	41033750	100.00	0	100.00	0	0.00	0	0.00	40447197



Table II - Statement showing shareholding pattern of the Promoter and Promoter Group

Category	Category & Name of the Shareholder	PAN	No of Shareholders	No of fully paid up equity shares held	No of Partly paid-up equity shares held	No of Shares Underlying Depository Receipts	Total No of Shares Held (IV+V+VI)	Shareholding as a % of total no of shares (calculated as per SCRR, 1957 (VIII) As a % of (A+B+C2)	Number of Voting Rights held in each class of securities			No of Shares Underlying Outstanding convertible securities (Including Warrants)	Shareholding as a % assuming full conversion of convertible Securities (as a percentage of diluted share capital) (VII)+(X) As a % of (A+B+C2)	Number of Locked in Shares		Number of Shares pledged or otherwise encumbered	Number of equity shares held in dematerialized form		
									No of Voting Rights		Total as a % of (A+B+C)			No.	As a % of total Shares held			No.	As a % of total Shares held
									Class X	Class Y									
	(I)	(II)	(III)	(IV)	(V)	(VI)	(VII)	(VIII)	(IX)			(X)	(XI)	(XII)		(XIII)	(XIV)		
(1)	Indian																		
(a)	Individuals/Hindu undivided Family		0	0	0	0	0	0.00	0	0	0	0.00	0	0.00	0	0.00	0	0.00	0
(b)	Central Government/State Government(s)		0	0	0	0	0	0.00	0	0	0	0.00	0	0.00	0	0.00	0	0.00	0
(c)	Financial Institutions/Banks		0	0	0	0	0	0.00	0	0	0	0.00	0	0.00	0	0.00	0	0.00	0
(d)	Any Other		1	20846126	0	0	20846126	50.86	20846126	0	20846126	50.80	0	50.86	0	0.00	0	0.00	20846126
	MAHINDRA & MAHINDRA LIMITED	AAACM3025E	1	20846126	0	0	20846126	50.86	20846126	0	20846126	50.80	0	50.86	0	0.00	0	0.00	20846126
	Sub-Total (A)(1)		1	20846126	0	0	20846126	50.86	20846126	0	20846126	50.80	0	50.86	0	0.00	0	0.00	20846126
(2)	Foreign																		
(a)	Individuals (Non-Resident Individuals/Foreign Individuals)		0	0	0	0	0	0.00	0	0	0	0.00	0	0.00	0	0.00	0	0.00	0
(b)	Government		0	0	0	0	0	0.00	0	0	0	0.00	0	0.00	0	0.00	0	0.00	0
(c)	Institutions		0	0	0	0	0	0.00	0	0	0	0.00	0	0.00	0	0.00	0	0.00	0
(d)	Foreign Portfolio Investor		0	0	0	0	0	0.00	0	0	0	0.00	0	0.00	0	0.00	0	0.00	0
(e)	Any Other		0	0	0	0	0	0.00	0	0	0	0.00	0	0.00	0	0.00	0	0.00	0
	Sub-Total (A)(2)		0	0	0	0	0	0.00	0	0	0	0.00	0	0.00	0	0.00	0	0.00	0
	Total Shareholding of Promoter and Promoter Group (A)=(A)(1)+(A)(2)		1	20846126	0	0	20846126	50.86	20846126	0	20846126	50.80	0	50.86	0	0.00	0	0.00	20846126




Table III - Statement showing shareholding pattern of the Public shareholder

Category	Category & Name of the Shareholder	PAN	No of Shareholders	No of fully paid up equity shares held	No of Partly paid-up equity shares held	No of Shares Underlying Depository	Total No of Shares Held (IV+V+VI)	Shareholding as a % of total no of shares (A+B+C2)	Number of Voting Rights held in each class of securities			No of Shares Underlying Convertible securities (Including	Shareholding as a % assuming full conversion of convertible Securities (as a percentage of	Number of Locked in Shares		Number of Shares pledged or otherwise encumbered		Number of equity shares held in dematerialized form	
									No of Voting Rights					Total as a % of (A+B+C)	No.	As a % of total	No.		As a % of total
									Class X	Class Y	Total								
	(I)	(II)	(III)	(IV)	(V)	(VI)	(VII)	(VIII)	(IX)			(X)	(XI)	(XII)		(XIII)	(XIV)		
(1)	Institutions																		
(a)	Mutual Funds		16	484753	0	0	484753	1.18	484753	0	484753	1.18	0	1.18	0	0.00	NA	NA	483115
(b)	Venture Capital Funds		0	0	0	0	0	0.00	0	0	0	0.00	0	0.00	0	0.00	NA	NA	0
(c)	Alternate Investment Funds		0	0	0	0	0	0.00	0	0	0	0.00	0	0.00	0	0.00	NA	NA	0
(d)	Foreign Venture Capital Investors		0	0	0	0	0	0.00	0	0	0	0.00	0	0.00	0	0.00	NA	NA	0
(e)	Foreign Portfolio Investors		86	10478804	0	0	10478804	25.56	10478804	0	10478804	25.54	0	25.56	0	0.00	NA	NA	10476547
	NATIONAL WESTMINSTER BANK PLC AS DEPOSITARY OF	FAAACF8380R	1	823260	0	0	823260	2.01	823260	0	823260	2.01	0	2.01	0	0.00	NA	NA	823260
	NATIONAL WESTMINSTER BANK PLC AS DEPOSITARY OF	FAAACF8381Q	1	765442	0	0	765442	1.87	765442	0	765442	1.87	0	1.87	0	0.00	NA	NA	765442
	AMERICAN FUNDS INSURANCE SERIES GLOBAL SMALL CA	AAATA5708K	1	681356	0	0	681356	1.66	681356	0	681356	1.66	0	1.66	0	0.00	NA	NA	681356
	NATIONAL WESTMINSTER BANK PLC AS DEPOSITARY OF	FAABCF0154C	1	636385	0	0	636385	1.55	636385	0	636385	1.55	0	1.55	0	0.00	NA	NA	636385
	SMALLCAP WORLD FUND, INC	AABCS3581L	1	2157380	0	0	2157380	5.26	2157380	0	2157380	5.26	0	5.26	0	0.00	NA	NA	2157380
	AMANSA HOLDINGS PRIVATE LIMITED	AAKCA7237L	1	2341170	0	0	2341170	5.71	2341170	0	2341170	5.71	0	5.71	0	0.00	NA	NA	2341170
(f)	Financial Institutions/Banks		29	11448	0	0	11448	0.03	11448	0	11448	0.03	0	0.03	0	0.00	NA	NA	11118
(g)	Insurance Companies		5	250	0	0	250	0.00	250	0	250	0.00	0	0.00	0	0.00	NA	NA	194
(h)	Provident Funds/Pension Funds		0	0	0	0	0	0.00	0	0	0	0.00	0	0.00	0	0.00	NA	NA	0
(i)	Any Other																		
	OVERSEAS CORPORATE BODIES		4	127	0	0	127	0.00	127	0	127	0.00	0	0.00	0	0.00	NA	NA	11
	Sub Total (B)(1)		140	10975382	0	0	10975382	26.78	10975382	0	10975382	26.75	0	26.78	0	0.00	NA	NA	10970985
(2)	Central Government/State Government(s)/President of India		0	0	0	0	0	0.00	0	0	0	0.00	0	0.00	0	0.00	NA	NA	0
	Sub Total (B)(2)		0	0	0	0	0	0.00	0	0	0	0.00	0	0.00	0	0.00	NA	NA	0
(3)	Non-Institutions																		
(a)	i. Individual shareholders holding nominal share capital up to Rs.2 lakhs		60505	3861423	0	0	3861423	9.42	3861423	0	3861423	9.41	0	9.42	0	0.00	NA	NA	3296859
	ii. Individual shareholders holding nominal share capital in excess of Rs. 2 L		21	1696298	0	0	1696298	4.14	1696298	0	1696298	4.13	0	4.14	0	0.00	NA	NA	1696298
(b)	NBFCs Registered with RBI		5	4680	0	0	4680	0.01	4680	0	4680	0.01	0	0.01	0	0.00	NA	NA	4680
(c)	Employee Trusts		0	0	0	0	0	0.00	0	0	0	0.00	0	0.00	0	0.00	NA	NA	0
(d)	Overseas Depositories (Holding DRs)(Balancing figure)		0	0	0	0	0	0.00	0	0	0	0.00	0	0.00	0	0.00	NA	NA	0
(e)	Any Other																		
	TRUSTS		4	10471	0	0	10471	0.03	10471	0	10471	0.03	0	0.03	0	0.00	NA	NA	10471
	NON RESIDENT INDIANS		724	532550	0	0	532550	1.30	532550	0	532550	1.30	0	1.30	0	0.00	NA	NA	532128
	CLEARING MEMBERS		107	51884	0	0	51884	0.13	51884	0	51884	0.13	0	0.13	0	0.00	NA	NA	51884
	NON RESIDENT COMPANIES		2	160	0	0	160	0.00	160	0	160	0.00	0	0.00	0	0.00	NA	NA	0
	NON RESIDENT INDIAN NON REPATRIABLE		34	1814	0	0	1814	0.00	1814	0	1814	0.00	0	0.00	0	0.00	NA	NA	0
	BODIES CORPORATES		909	2698147	0	0	2698147	6.58	2698147	0	2698147	6.58	0	6.58	0	0.00	NA	NA	2683181
	ICICI PRUDENTIAL LIFE INSURANCE COMPANY LTD	AAACI7351P	1	1863661	0	0	1863661	4.55	1863661	0	1863661	4.54	0	4.55	0	0.00	NA	NA	1863661
	H U F		761	310045	0	0	310045	0.76	310045	0	310045	0.76	0	0.76	0	0.00	NA	NA	310045
	Sub Total (B)(3)		63072	9167472	0	0	9167472	22.37	9167472	0	9167472	22.34	0	22.37	0	0.00			8585546
	Total Public Shareholding (B) = (B)(1)+(B)(2)+(B)(3)		63212	20142854	0	0	20142854	49.14	20142854	0	20142854	49.09	0	49.14	0	0.00			19556531





Table IV - Statement showing shareholding pattern of the Non Promoter - Non Public Shareholder

Category	Category & Name of the Shareholder	PAN	No of Shareholders	No of fully paid up equity shares held	No of Partly paid-up equity shares held	No of Shares Underlying Depository Receipts	Total No of Shares Held (IV+V+VI)	Shareholding as a % of total no of shares (A+B+C2)	Number of Voting Rights held in each class of securities			No of Shares Underlying Outstanding convertible securities (Including	Shareholding as a % assuming full conversion of convertible Securities (as a percentage of	Number of Locked in Shares		Number of Shares pledged or otherwise encumbered		Number of equity shares held in dematerialized form	
									No of Voting Rights		Total as a % of (A+B+C)			No.	As a % of total Shares held	No.	As a % of total Shares held		
									Class X	Class Y									Total
	(I)	(II)	(III)	(IV)	(V)	(VI)	(VII)	(VIII)	(IX)			(X)	(XI)	(XII)		(XIII)	(XIV)		
(1)	Custodian/DR Holder		2	44770	0	0	44770	0.11	44770	0	44770	0.11	0	0.11	0	0.00	NA	NA	44540
(2)	Employee Benefit Trust (under SEBI(Share based Employee Benefit) Regu		0	0	0	0	0	0.00	0	0	0	0.00	0	0.00	0	0.00	NA	NA	0
	Total Non-Promoter-Non Public Shareholding (C) = (C)(1)+(C)(2)		2	44770	0	0	44770	0.11	44770	0	44770	0.11	0	0.11	0	0.00			44540



Details of the shareholders acting as persons in Concert including their Shareholding:			
Name of Shareholder	Name of PAC	No of shares	Holding%
Total:		0	0



Details of Shares which remain unclaimed may be given here along with details such as number of shareholders,
No of Shareholders | No of shares

